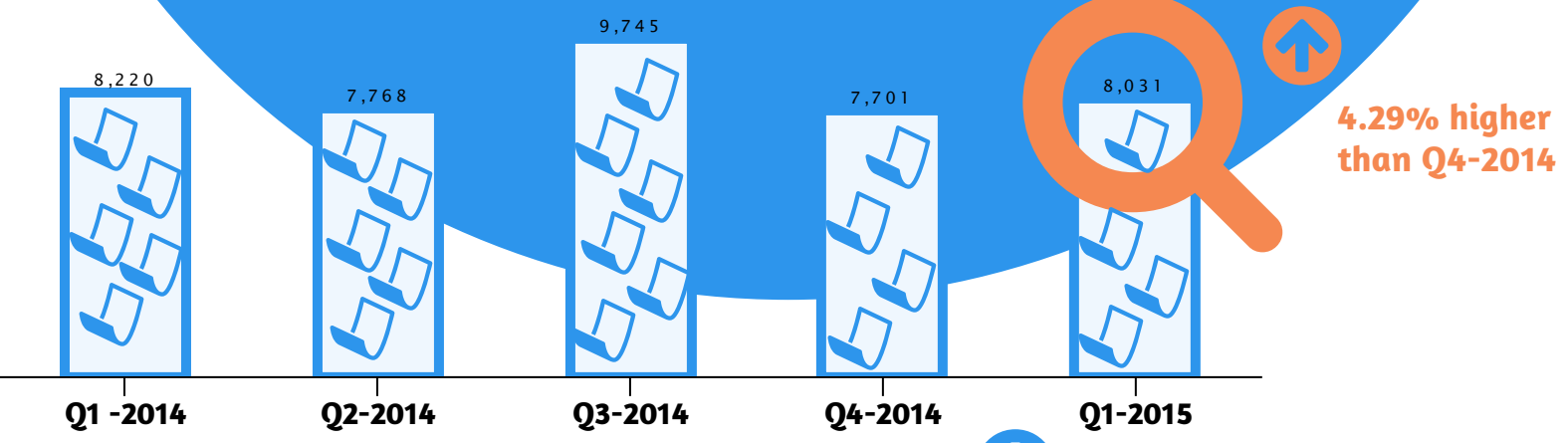


Internet job **Q1 of 2015** postings



London Economic Region* - internet job postings

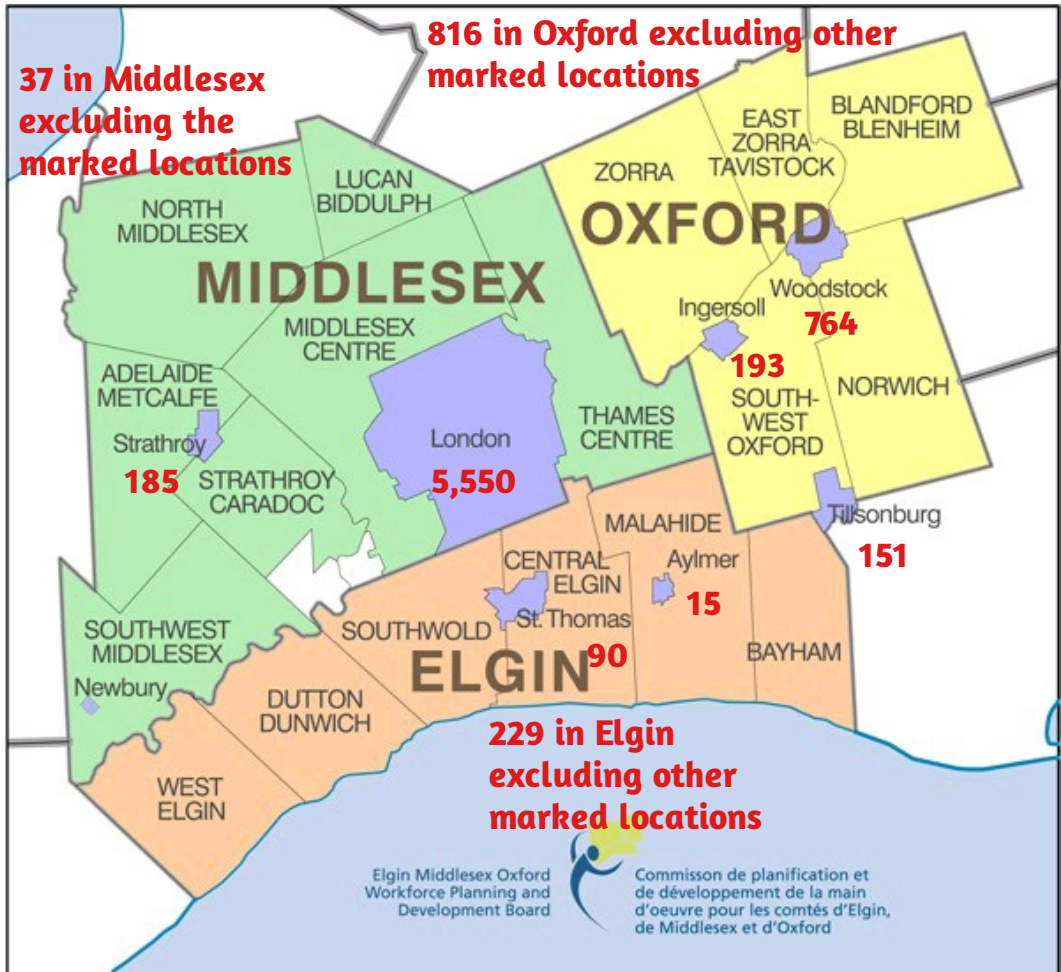


* London Economic Region includes Elgin, Middlesex and Oxford counties
 ** Q stands for a quarter of the year (3 months)



2.30% lower than Q1-2014**


Internet job postings by location



Postings by job type



8,031 total postings during Q1-2015 in London Economic Region



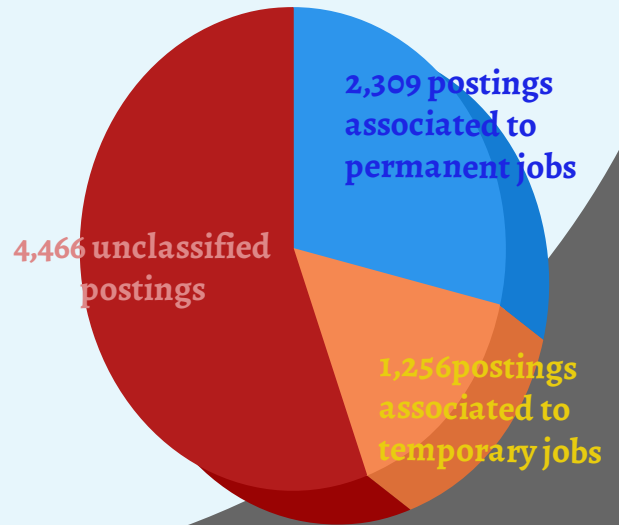
3,607 postings associated to full-time jobs

1,129 postings associated to part-time jobs

366 postings associated to full-time/part-time jobs

2,929 unclassified postings

Internet postings by job duration



8,031 total postings during Q1-2015 in London Economic Region

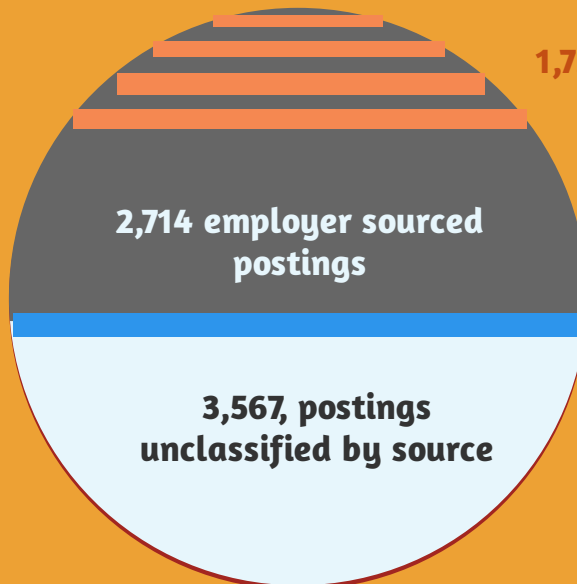
During Q1-2015 there was a 2% drop in the permanent position postings and a 10% decrease in the temporary position postings, relative to Q4-2014

Relative to Q4-2014, during Q1-2015 there was a 1% increase in the full-time position postings and a 2% increase in the part-time position postings

Q1-2015 internet job postings in LER* by source



During Q1-2014 there was an increase of 14% in the employer sourced internet job postings relative to Q4-2014



1,750 placement agency sourced postings



During Q1-2015 there was a drop of 10% in the employment agency sourced internet job postings, relative to Q4-2014

8,031 total postings during Q1-2015 in London Economic Region

2

Q1-2015

Internet job postings by occupation



Top 3 occupational categories in Q1-2015 : Sales and service (1,514 postings); Business finance and administration (994 postings); and Trades, transport and equipment operators (949 postings)